



©

ORIGINALSTYLE

TILE EDIT

Volume 4

Home inspiration

Tile ideas to help you create your dream home.

From contemporary kitchens and bathrooms to inviting front paths, hallways and gardens, there's a tile style for everyone!

Tile of the Year 2023,
Paradis Mere. It has been
designed and developed in
our Design Studio and is
manufactured in Exeter, Devon
by our skilled and passionate
production team.

Paradis Mere
tile of the year 2023



Welcome

The Tile Edit is a carefully curated collection of the most up to date, on trend tiles, with a range of styles to suit every taste and budget.

We understand how important it is to see tiles in a realistic setting, so this brochure includes lots of beautiful and inspiring room sets to help you visualise them in your home and bring your ideas to life.

We're passionate about bringing you the latest tile trends, innovative interior ideas, and providing quality expert advice throughout your project. We're here to assist you every step of the way.

Take your time to browse the Tile Edit and let us do the work with our tile tips and tricks to create your perfect space.

The Original Style Team



8



12



18



COVER: Tropical Oasis Panel paired with Estuary field tiles and mouldings.

Contents

- 6 ABOUT US**
At Original Style, we have a passion for tiles
- 8 INTERIOR TRENDS**
Styles, designs and colourways for your home
- 12 GO BIG, GO BOLD!**
Make a statment with tiles
- 18 BATHROOM BEAUTY**
Creating a beautiful bathroom
- 26 TINY AND THE HOUSE**
A bold bathroom makeover with Jacqueline
- 29 WHY WE LOVE MOSAICS!**
Five mosaics you should have in your home



WE'RE HERE TO HELP

At your local Original Style Showroom you'll find advice from knowledgeable staff, inspiration, and the opportunity to sample products and discuss your individual needs with an expert.

- 31 STYLISH OUTDOOR SPACES**
A range to complement every exterior living space
- 37 FIRST IMPRESSIONS**
Ways to make your path, hallway and porch stand out
- 38 DECADES OF TILE ARTISTRY**
A closer look at our skilled artisans and collections
- 40 DREAM KITCHEN**
Creating your dream kitchen
- 46 IT'S ALL IN THE DETAIL**
Tips and ideas on laying tiles
- 49 FINISHING TOUCHES**
Completing your project with our trims and grouts
- 50 OUR SHOWROOMS**
Helping you achieve something beautiful

Plus much more...

VISIT US FOR TILE INSPIRATION | originalstyle.com
Follow us @originalstyleuk #originalstyletiles





About us

We've celebrated over 30 years as a successful tile manufacturer, retailer and distributor and supply to over 48 countries worldwide. We have been designing and producing high-quality tiles in our factory in Exeter, Devon since 1986.


Leaders in all things tile, we pride ourselves on our varied product portfolio. We offer a wide range of ceramic and porcelain tiles - from contemporary large formats to hand-finished, glazed products which are a work of art in their own right. Our Showrooms are designed with your tile journey in mind; they are inventive, bright spaces that have been designed to help inspire you in a relaxed, creative environment. Each Original Style Tile Showroom showcases our unique tile ranges in realistic room settings to help you visualise them in situ. Many of these tiles are stocked, readily available and exclusive to our showrooms. Our team is on hand to offer expert advice, provide you with samples and suggest wall and floor pairings to suit every style and budget. Some of our most cherished collections are those created in our Devon factory. Take a look at our Artworks and Winchester collections, many of which have a heritage spanning over 30 years, but are


still just as timeless today, thanks to their rich glossy glazes and quality feel. We are committed to creating quality tiles using traditional techniques as well as new technologies. Everything we produce in our factory is unique thanks to the experience of the highly skilled artists, designers and craftspeople who make up our team. To strengthen our hand-crafted collections, our teams travel the world sourcing complementary porcelain and ceramic products in various colours, shapes, and innovative concepts to ensure our ranges remain unparalleled and at the forefront of pioneering tile design. We have a dedicated design studio where our creative and skilled designers always make it a priority to ensure we're ahead of the latest interior trends.

To read more about our tile showrooms, turn to page 50



We're proud to design and manufacture many of our tile ranges at our factory in Exeter, Devon. To find out more on our hand-crafted ranges turn to page 38.



A woman with blonde hair in a braid, wearing glasses, a dark denim jacket, and blue jeans, is sitting on a gold-colored chair at a dark round table. She is reading a book. The table has a vase with greenery, a mug, and a small plate. The background is a kitchen with a dark countertop, a gold faucet, and a wall of vertical wood slats. A shelf above the counter holds various decorative items, including a book titled 'STAGIONI'. The floor is made of dark grey hexagonal tiles.

Each year, Original Style works with industry and in-house experts to determine what styles, designs and colourways are likely to be popular in interiors in the upcoming year. Working alongside our ceramic designer, Becca Keenan, we've determined which three key home lifestyle trends will be of most interest to homeowners across the UK.

Let's talk
Interior
TRENDS

1 Craft

Our unique manufacturing story has allowed us to create a beautiful range of tiles. Our in-house creative team are at the forefront of ceramic techniques including hand-painted florals, raised fruits, screen-printed heritage designs, larger format decoratives and glaze development.



Eden Pergola paired with Porcelain Square Black floor tiles



"The Craft trend celebrates our wide range of manufacturing methods. From screen-printing and hand-painting to casting, moulding, glazing and digital printing - everything we produce in our Devon factory is unique."

Becca Keenan,
New Products Designer at Original Style



- 1 Eden Pergola 2 Manoir Trellis Pumice 3 Cosmopolitan Mere
- 4 Handmade Terracotta Hexagon 5 Melford Buckingham
- 6 Off White Rope Moulding 7 Lignum White
- 8 Harlequin Small Green on Chalk

Classic Vermillion



2

Colour

Glossy jewel-tones, rich reflections and impact, the Colour trend is all about our glazed tiles. Bolder colours have been slowly making their way to the forefront of design, with vivid ceramics becoming a popular choice

"For a creative style statement choose a complementary yet detailed wallpaper, or a contrasting colour for the floor or even the ceiling. The combination of playful prints and bright colours will help you to achieve a fresh, unique finish."



Becca Keenan,
New Products Designer at Original Style




- 1 Classic Vermillion field tile
- 2 Panorama Reef brick
- 3 Straw Cosmopolitan brick
- 4 Teal Arcadian brick
- 5 Heath Metropolitan field tile
- 6 Musk Cosmopolitan large brick
- 7 Sedge Arcadian field tile
- 8 Origins Blush Rustic brick

3

Surface

Think clean lines, mixed formats and unusual surfaces, this Surface trend is great for those looking to achieve a modern yet glamorous finish. Incorporating texture into a scheme is a great way to add detail and interest, without committing to bold colours or patterns.



“Distressed and rustic edges teamed with bold, jewel like tones make up the Surface trend. With a modern, chic feel, this trend is perfect for those looking to incorporate a contemporary feel with a touch of opulence to their home.”

Becca Keenan,
New Products Designer at Original Style




- 1 Oken Garnet hexagon 2 Oken Garnet brick
- 3 Oken Anthracite hexagon 4 Oken Anthracite brick
- 5 Oken Blue brick 6 Marmi Nero Honed Hexagon Mosaic
- 7 Matchstick Forest 8 Montblanc Pearl



Jet black and Brilliant White half tiles

Go big, go bold!

Making a statement with striking statement wall or floor tiles is about finding the right style for you. Choose from geometric floor tiles in myriad colours, glazed wall tiles and unique designs that will make all the right impressions...



Onice Rosa

For a statement setting opt for these striking, marble-effect large-format wall tiles. Team with wood tones and gold accessories for a glamorous look, Onice Rosa is the perfect style statement tile.

the Cocktail Edit



Regis Lava floor tiles,
an Original Style Tile Showroom exclusive



Alamo Natural Matt floor tiles





Astrál Azul



Our designer says...

“Being bold with your decorating choices can be a daunting process. If you’re feeling confident and looking to make more of a statement in your home, these colourful square tiles are sure to make the right impact and give your bathroom or kitchen, the bright and striking makeover it deserves.”

For more inspiration, visit originalstyle.com




Amun Large Brick Tile

Our Amun glaze is a glossy mid-blue. A contemporary take on the ever popular brick shape, these tiles look great brick-bonded or in a herringbone pattern. Our Cosmopolitan tiles have a rustic clay base that helps to create their signature undulating surfaces and uneven edges for a wonderfully artisanal yet stylish look.

Vogue Light blue on chalk floor-tiles

Highgrove Helmingham

Create the perfect canvas with our delicate off white Waveney glaze. Inspired by intricate lace, add subtle but striking detailing with our Highgrove embossed tile.



Bathroom Beauty

Our edit of the top bathroom tiles we think you'll love!

Nebraska White

A small-format wood-effect plank with a satin texture, Nebraska comes in four colours. Use this white plank alone or mix together the blue planks for a stunning, coastal look.

These colours contrast beautifully, creating a unique yet charming look.

Wildflower Violet

These colourful designs capture the fleeting beauty of summer hedgerows, allowing you to bring the outside in. The Living collection offers a highly decorative but liveable range of patterns designed for modern life.



Chancel Grey

These field tiles are a soft and very pale, almost white with a hint of grey. Use it instead of white and it will go well with most of the colours in the range, including the other greys and blacks.

Parquet Cross Pine

These parquet-style floor tiles have a traditional yet elegant feel. These tiles have been carefully designed to mimic original parquet flooring using the latest printing technology to create realistic, wood-effects in a classic parquet style.



Onice Rosa

Create a serene scheme with Onice Rosa wall tiles. Large in format with a number of varying faces, these pink-hued tiles feature onyx-effects, great for those looking to create glamorous bathrooms.



Papyrus Large Brick Tile

A delicate off white shade, our Papyrus glaze is used as the base tile for many of our patterned and illustrated tiles. These brick shaped tiles are popular for their versatility, they look great stack-bonded (as shown above) or in a herringbone pattern.

Bosco Grigio

A wood-effect tile in a cool tone. This simple, beautiful tile is so versatile it works in contemporary and traditional settings alike.



For a utilitarian look, pair with **Oken Brick White** tiles.

Cloud Bianco

Available in both a matt and polished finish, the soft grey tones of Cloud Bianco lend themselves perfectly to a contemporary bathroom scheme.

Pietra Lombarda

Not only are porcelain tiles hardwearing, they also come in a huge variety of beautiful finishes, styles and formats. Capturing the coveted 'Ceppo de Gre' Italian stone style, these terrazzo-effect tiles bring an elegant touch - choose from beautiful grey or white.

Eden Pergola

The bathroom is a great space to do something a little different or even make a bit of a statement, no matter what size area you're working with. With its trailing fronds, why not add some lush and leafy designs and bring a tropical paradise to your bathroom with Pergola.



Bianco Oro

Create a luxury feel with the beautiful gold veining of Bianco Oro, immersed in a soft white marble effect but with all the practicalities of porcelain.



Regis Lava

A soft yet opulent marble-effect tile, Regis is available in three shades, both in a polished or matte finish. Use on walls and floors to add depth and detail.

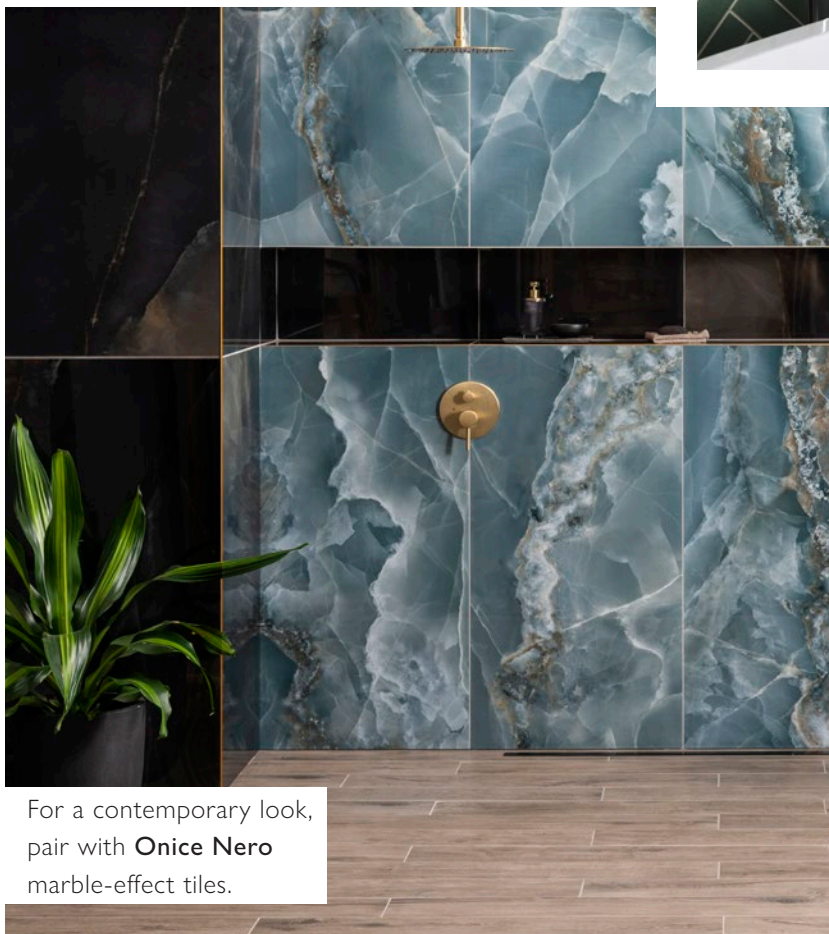


Viridian Emerald

Available in two large-format sizes and a mosaic lozenge with a gold inset, this tile is perfect for making a statement with its variegated green tones.

Atlas Earth

Available in three sizes and a mosaic, Atlas Earth adds character and warmth to kitchens and bathrooms alike.



For a contemporary look, pair with **Onice Nero** marble-effect tiles.

Panorama Pasture

Combining a modern brick format with a rich, green glaze, these Panorama Pasture tiles are perfect for creating an artisanal yet stylish look.

Onice Verde

Deep dive into this gorgeous jewel-toned wall tile in bold tones of green, blue and gold. Featuring stand-out crystal-style veining and chic turquoise and green hues, Onice Verde is the perfect statement tile.

Statuario Nuovo

Create a luxury feel with the soft veining of Statuario Nuovo, immersed in a pure white marble effect but with all the practicalities of porcelain. It is beautifully versatile as has a large number of faces giving this range a variation that replicates natural stone. Available in a polished and honed finish, with multiple size options.





A bold bathroom makeover
with Jacqueline – otherwise known as

Tiny and The House!



We love a home transformation, especially when it features a fabulous tiled focal point! When Jac who runs @tinyandthehouse reached out to us with a unique tiling vision, we knew we had to work with her on this exciting bathroom project.

Q. Tell us about your property, do you know when it was built? Does it have any interesting history?

My home is an Edwardian period property, I think it's about 110 years old, which I find crazy. It was a full renovation project for us, but I loved it! The house had no heating, the roof was falling in, needed rewiring and the windows were all boarded up, there are no words to describe how bad it was. We loved it regardless and just wanted to bring it back to life.

Q. What made you choose Original Style's Artworks tiles in Edwardian Green and Vintage White? I was tempted to go for this style of checkerboard tiling in my other bathroom, but I didn't and I really regretted it. I love green, it's one of my favourite colours, I find it quite restorative, soothing and very comforting. I love how light bounces off the glazed Edwardian Green tiles and really adds joy to a room. The Vintage White tiles were the perfect pairing as they are softer and warmer



than true white. The glossy finish of these tiles adds depth to a scheme for an elevated finish.

Q. How important were the tiles in your bathroom project and what was it that you found appealing about them?

The tiles really take centre stage in my bathroom scheme, I just adore them. They make me feel happy every time I look at them. The quality is just superb, and I love that the edges are glazed too, so no need for additional finishing edging which could spoil the look.

Q. What advice would you give to people looking to incorporate statement tiles within their interior? I would advise people to be bold, don't be scared of colour or statements! Sometimes committing to something more attention grabbing can work better than just doing a small area, for example in my shower I have tiled the roof as well as the walls, it just works. I would also say homes are so personal, work to your taste, don't try to emulate someone else's style or be concerned if others don't like it. Not many people I know thought I should tile like I did and I'm so glad I went with it. I love it.

 @tinyandthehouse

To read more about Jacqueline's project and other renovation stories and ideas, visit [originalstyle.com](https://www.originalstyle.com)

Edwardian Green, Victorian Green and
Vintage White with Porcelain Black and
White Hexgons mosaics floor tiles

TOP TIP We've
laid these wall tiles in
a brickbond pattern.
For more inspiration
on tile layouts, turn
to page 46.



1 **Matchstick Ice** Micro detailing is a popular trend right now and our Matchstick mosaics embody the look.



2

Cirrus Large Stone mosaics add texture and depth. Use these grey-toned, hexagon tiles in your kitchen or bathroom for a detailed splashback.



3 **Mini Grey Penny Rounds** Contemporary in colour and format. Opt for these modern penny rounds if you are looking to inject some detail.


Why we love mosaics

Mosaics have remained in interior settings for centuries, adding detail, interest and glamour to a number of spaces. Jewel toned glass mosaics can transform your bathroom and geometric, ceramic options are great for contemporary kitchens.

Love our Mosaics? To see more in this range, head to our website.

4

Livid Light blue in colour in a mini-brick format, these mosaics are certain to lift a space that needs a refresh.



5

Rhombus For a real style statement check out our Rhombus mosaics. This mosaic has a geometric feel and will add a unique edge.




Kaamos Grey

Recent years have seen the trend of opening up indoor living spaces into the outdoors, often with bi-folding doors that allow for a continuous transition. Tiles are a great way to create this seamless look. They make an area feel bigger than it is and there are plenty of styles to choose from.



Stylish outdoor spaces

Past years have seen designs obsessed with bringing the outside in, but it's now time to start looking at bringing the inside out. We're set to see an uplift in homely outdoor settings using soft furnishings, bold patterns and stylish accessories. Whether you're updating a small garden or a large open plan space, we've got a range of tile options to suit your project.



Gorgeous Gardens

Opting for lighter tones can be a great way to add the feeling of extra space, especially when using large-format tiles with less grout gaps. This helps to create a seamless style with natural flow, whether it's in larger areas or used to break up grass or plant beds.





District Dark

Our designer says...

"Tiles are a great choice for patios, their hardwearing properties mean they can endure the outdoor elements all year round. While square formats like District Dark, are still popular for patios we also love the use of rectangle tiles. This look creates a modern feel and adds detail without being overcomplicated."

For more inspiration, visit [originalstyle.com](https://www.originalstyle.com)






District Grey

Greys are great for the outdoors. Use across an expanse of space for a seamless style, or break up with large grout gaps. District is available in a variety of sizes and formats, this unglazed porcelain range covers all bases.



Love this entrance?
Find out more about
Lauren and Mark's project
and other renovation stories,
visit originalstyle.com

 @casaoldcorn

Oxford Pattern

The checkerboard pattern is timeless, classic and ever popular. Simply take squares of the same size in two colours for the traditional chessboard style.



First impressions

Nothing says “welcome to our house” quite like an inviting front path or hallway. Whether you’re working with a small or large area, there are many ways to make your front path, hallway and porch stand out. For the ultimate statement we recommend Victorian Floor Tiles. Not only are they highly durable, they also present the opportunity to create many beautiful patterns that will welcome you home for years to come.

If your goal is to recreate a Victorian pattern as a nod to the home’s history, opt for a classic colour combo, such as black, buff and red. Our Victorian Floor Tiles are the real deal – they come in traditional colourways and a variety of patterns, making it possible to achieve any period look and restore the tiled area to its former

glory. These tiles also work beautifully in modern porches, pathways and hallways and by opting for a classic colour palette such as monochrome or neutrals you’ll ensure they will never look out of place. Pair with traditional glazed wall tiles from our Artworks range and you’ll end up with a scheme that’s elegant and timeless.

All patterns are made up of individual pieces. This means tricky areas like corners can be tiled to perfection and you don’t need to worry about things looking uneven or unfinished. When compared to mesh-mounted (i.e. mosaic) alternatives, individual tiles allow for greater flexibility upon installation and provide a more authentic finish. Back in the Victorian era, this is how these tiles were installed – it’s a true craft and takes more time than your average tiling project but the finished result is so worth it! We always recommend using a professional tiler when installing Victorian floor tiles in order to achieve the best possible finish. Much of the work involves preparation, from levelling floors to working out how best to lay the chosen pattern.

To discover more about our Victorian Floor Tiles, visit originalstyle.com



At Original Style we have devoted years of research to perfecting ceramic decorating techniques which allow the consistent reproduction of vivid colours combined with precise detail. The results of this can be seen in our Artworks range.



Royal Blue brick tiles and mouldings

Artworks

Our first tile collection produced back in 1986, Artworks is our heritage and features beautiful, rich, glossy glazed wall tiles and mouldings as well as hand crafted decorated tiles and borders. Furthermore, our skilled artisans have recreated classic works of art on ceramic tiles which faithfully reproduce the colours and textures of the original canvases.

Decades of tile artistry

Each of our tiles tell a story, whether it's inspired by the beauty of nature, extraordinary architecture or iconic design eras. Our skilled artisans and talented designers bring ceramic and porcelain materials to life, creating exclusive collections that are exceptional and timeless.



Knightshayes Taupe


Love Original Style Tiles?
To see more unique collections, head to our website for inspiration

Odyssey

Inspired by journeys from around the globe, Odyssey contains a whole host of gorgeous tile patterns which have taken influence from a humble rug found in a Moroccan bazaar right through to rustic Turkish pottery and the lost civilisation of the Incas.



Starting out as hand-drawn designs by our talented team of in-house artists, patterns are then developed digitally before undergoing a series of developmental and production stages to create designs which are eventually screen-printed and fired in one of our kilns.



Thatch and Hessian
field tiles and mouldings

Winchester

We believe each tile is a small work of art in its own right, to be admired for its depth of colour, shape, size or decoration.

This couldn't be more true with our Winchester range. In the beginning Winchester tiles start out as 'bisques'; blank canvases bearing nothing but the Winchester name indented on the undecorated flip side. It's what happens next that dictates the end result: the various manufacturing processes of firing temperatures and frequency, different hand-crafted glazes and how they react to heat and other processes, hand painting – the alchemy of tile making at its best.



Arbour Lattice

The newest of our hand-crafted collections, the Living range offers a highly decorative but liveable selection of patterns printed on a large-format base tile. Created by our team of designers and artisans, these beautifully patterned tiles also begin their journey as hand-drawn designs before being brought to life through a range of both traditional and modern production techniques.



Living

Interior enthusiasts love our Living range because of its unrivalled versatility and head-turning prints for use in kitchens, bathrooms, showers, cloakrooms, hallways, dining areas or wherever you please!



Botanique Jardin Marsh

Small in format but bold in design, Jardin Marsh has four faces. Each face showcases more of the pattern, offering a varied abundance of trailing foliage with wispy, delicate leaves. Designed and developed in our Devon design studio and manufactured in Exeter by our skilled and passionate production team, using some of the most authentic manufacturing processes and glaze recipes, this tile is truly unique.

Dream Kitchen

Our edit of the top kitchen tiles
we think you'll love!

Hartington White

An elegant and refined stone look with versatile and practical properties.

Use Hartington both inside and out, with both 10mm and 20mm options, these large format tiles are a great way to create a seamless look.

Ashton White

A large-format, rustic effect tile with a farmhouse feel. With detailed varying effects in neutral tones of grey and white, Ashton White works in harmony with a range of colours and with both modern and traditional features.

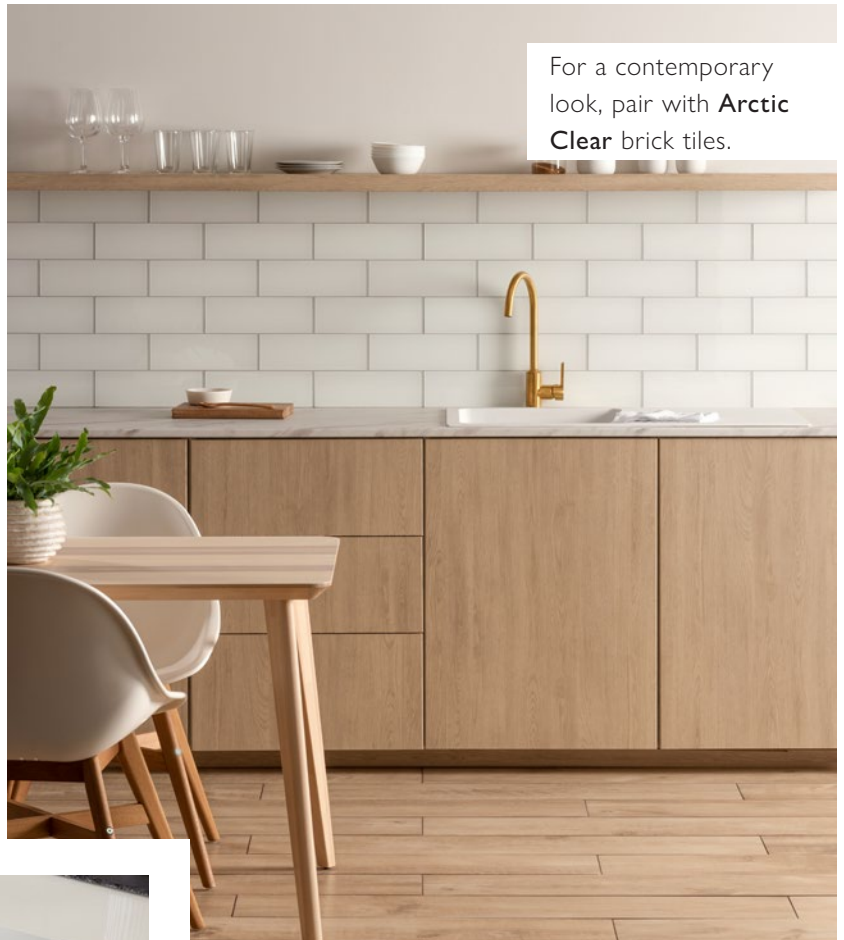


Matchstick Forest

Mosaics are versatile and have always been in style. Matchstick mosaics have a uniform, utilitarian appeal and are a brilliant way to add an individual touch to your home in so many different ways: as a splashback, a shower wall, a decorative wall feature.

Boreal Natural

These wood-effect planks are beautifully neutral with golden undertones that add depth and warmth. Team with more natural textures and colours for a sleek look or incorporate rustic finishes for something more traditional.



Mediterraneo Off White

Lighter tile shades are great for lifting dull spaces. Plus, these Mediterraneo floor tiles offer realistic stone veining effects.




Berliner Weiss

Stone-effect tiles inspired by grand urban architecture. Berliner Weiss has three distinct texture options which can be mixed or used individually for maximum design flexibility.

Classic Summer Fruits Apple

Hand crafted and painted in Devon, giving them an artisanal aesthetic, perfect for creating a rustic country inspired kitchen.



For a contemporary look, pair with **Metro Brilliant White** brick tiles.

Bosco Castagno

A wood effect tile available in three tones, choose from 'Bosco Castagno' a warm, golden tone, or cool toned 'Bosco Nebbia' and 'Bosco Grigio'.

Nord Ris

A simple cement effect tile with a modern feel, ideal for contemporary spaces. Don't be afraid to experiment with wood and stone effects, as well as exposed bricks and plenty of greenery for a totally on trend look.

Cosmopolitan Mere

Our Mere glaze is a beautiful neutral shade with a high gloss finish. This classic square tile has undulating surfaces for a wonderful rustic finish.



Kaamos Black

An elegant and refined stone look with versatile and practical properties. Use Kaamos both inside and out, with both 10mm and 20mm options, these large format tiles are a great way to create a seamless look.

Vogue Dark Blue

The Odyssey range takes design influences from across the ages and continents, creating a beautiful range of tiles to decorate your home with. It offers a number of patterns that have intricate details, in a number of colourways.



Hartland Abbey

Designed by our team in Exeter and manufactured in Italy, exclusively for Original Style. Hartland offers realistic veining, in sumptuous neutral tones, all with rustic chipped edges to create a natural stone-effect with all the practicalities of Italian porcelain. With detailed varying effects in tones of grey and beige, Hartland works in harmony with a range of colours for both modern and traditional interiors.



1 Herringbone Is becoming more popular and this style works well with both half tiles and elongated bricks.



2 Stackbond This is one of the most straightforward layouts; the tiles are aligned to form a basic repeating grid, horizontally or vertically. The overall look is clean and modern.



Diamond Add some elegance by simply rotating square tiles in a diamond pattern; this is a widely used tiling layout which works well on both walls and floors. If your wall or floor isn't perfectly square, a diagonal layout like this will help hide any imperfections.

3

It's all in the detail



Before you get stuck-in to your kitchen or bathroom makeover, have you considered the layout of your tiles? Playing with angles and patterns is a brilliant way to add interest and a new dimension to your design.

For more inspiration on the latest trends, renovation stories and ideas, visit originalstyle.com

4

Basketweave

This classic pattern is made up of rectangles and squares to create a woven basket effect.



5

Running bond This is a good method for adding the illusion of space and height. Try teaming a panel of running bond half tiles in between large format tiles.

Panorama Spring and Tor brick tiles laid in a Stackbond and Brickbond pattern with Mezzo Fantasia floor tiles





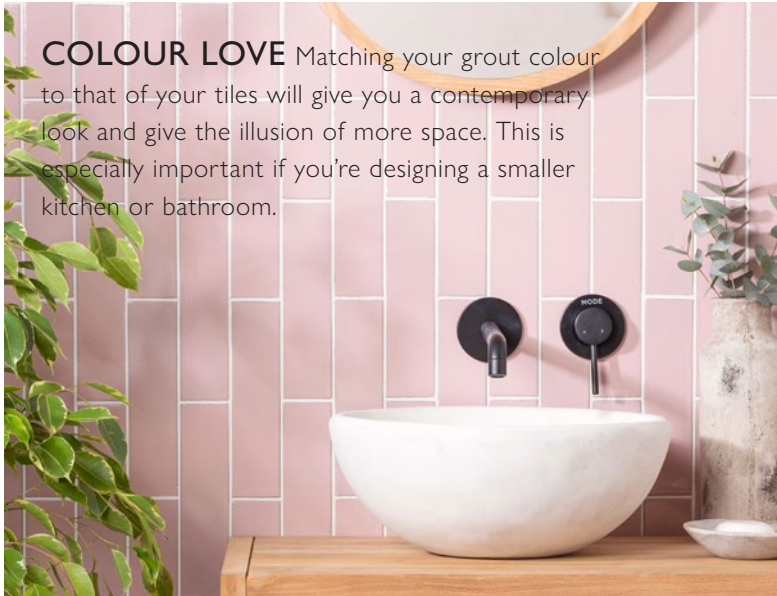
Victorian Green field tiles with Jet Black skirting paired with Regency Bath floor tiles



TOP TIP We've laid these floor tiles in a Herringbone pattern. For more inspiration on tile layouts, turn to page 46.

Finishing touches

Tile trims, grouts and all the other finishing touches associated with tiling can often be overlooked or a last minute thought, however with a bit of careful consideration, these accessories can complete a tiling project to perfection.



COLOUR LOVE Matching your grout colour to that of your tiles will give you a contemporary look and give the illusion of more space. This is especially important if you're designing a smaller kitchen or bathroom.



EDGE PERFECT

Trims will give you that professional seamless style as well as a touch of elegance. They can be used around windows to hide any tile edges, as a border around tiles where they don't fill an entire wall and even in smaller spaces, like alcoves or recesses. Choose from a variety of finishes, shades and thicknesses, all of which will help you create a sleek and streamlined finish to your project.



SPOT THE DIFFERENCE

The most popular options when it comes to grout are shades of grey, limestone and jasmine, depending on the colour of your chosen tiles. Choosing a darker colour grout can reduce the appearance of stains and general wear and tear but also creates a stylish contrasting feature against lighter coloured tiles.



We stock a wide range of adhesives, grouts and trims in our showrooms and our experienced staff are always happy to advise. To contact your nearest showroom, visit originalstyle.com

ABOVE: Blush Smooth
RIGHT: Blush Smooth
FAR RIGHT: Montblanc White and Anthracite

Exploring our showrooms

Our friendly team of tile experts are always on hand to offer advice, discuss the latest tile trends and help with your tiling project. Our tile showrooms are inventive, bright spaces, specifically designed to help inspire our clients in a relaxed, creative environment. There are so many reasons to choose Original Style:

1 Quality Products We pride ourselves on offering something a little different, with many of our products designed and produced in our Devon factory. If you're looking to make a style statement, our showrooms are the place to go.



2 Expert Knowledge When it comes to tiles, there's nothing our showroom teams don't know! From design advice right through to installation guidance, we're here to help with every step of your tiling project.



3 Inspirational Displays Our showrooms have been designed to provide customers with a wealth of tile inspiration. Bursting with displays featuring a variety of interior looks, we can guarantee you'll find your perfect tile style.

4 FRIENDLY & PERSONABLE We offer a relaxed setting in which to browse gorgeous tiles and chat with our expert teams. There'll be no pushy tactics from us, just helpful advice over a tea or coffee to help you kick-start your tile project.



SHOWROOM NEWS

Our showrooms are full of ideas and inspiration, to ensure that you can find your dream wall and floor tiles at your own pace and leisure. To stay up to date with all the latest news from the Original Style Tile Showrooms, visit originalstyle.com


Newly refurbished Tile Showroom in Exeter

JR SAMPLER



DON'T FORGET!

You can calculate how many tiles you will need by measuring the area to be tiled. Recommended grout gaps vary depending on personal taste and the look you wish to achieve. You can use the tile calculator on our website. Please visit originalstyle.com



Our services

There are many factors to consider when choosing tiles, like selecting your colour palette, factoring in functionality and deciding on a look that reflects your personality and lifestyle.

At your local Original Style Showroom you'll find advice from knowledgeable staff, inspiration, and the opportunity to sample products and discuss your individual needs with an expert. We have plenty of information to assist with your project, from brochures and fixing guides, to a more comprehensive Design Assistance service.

Tile Samples

To continue planning and moving your project forward, samples of tiles can be purchased in our showrooms, however, can also be returned for a full refund. Tiles are available in a cut sample or full size options.

We recommend viewing tiles in various lights, throughout different times of the day as lighting can make a difference to their colour. There may also be subtle shade variations in natural and handmade products. Whether you have an abundance of natural light or are restricted to artificial, our teams can advise on the best tiles to enhance your space.

Showroom Consultation Service

This fantastic service allows you to chat through your ideas and discuss colours and patterns for your home. To find out more about this service and to book an appointment, please talk to one of our showroom advisors.


Our showrooms are open 7-days a week and no matter what stage you're at in your tiling project, our teams are on hand and ready to help get your project moving.

To discover more about our showrooms or if you need more inspiration, visit [originalstyle.com](https://www.originalstyle.com)

Palazzo Pettina

A mix of timeless and glamorous designs. This timeless pattern look as if they have been inlaid on classical Carrara marble, bringing a touch of luxury to your bathroom or shower. Pair with modern fixtures and fittings for a polished finish.





Manager's must haves



Our Tile Showrooms are home to a whole host of exclusive, unique tiles that you won't find anywhere else.

We caught up with Paul Nokes, Showroom Manager of Original Style in Exeter to find out which tiles are wowing customers this season.

Q. If you had to pick a must-have Original Style tile this season, what would it be? I've fallen in love with the new 'Cloud Bianco' tiles. These tiles have an elegant veining, in soft tones of ivory. Large in format with a number of varying faces, these softly toned tiles feature marble-effects, great for those looking to create chic space. 'Cloud Bianco' comes in both polished and matt finishes making it a perfect all-rounder!

Q. What advice would you give to those looking to create a fabulous tiled focal point in their home?

If you want to make a style statement but you're feeling unsure, dip your toes in the water with a simple yet classic monochrome design! I recently used the Palazzo 'Pettina' tile from the Living Range to create a subtle but timeless look in my bathroom. This simple Art Deco pattern gives a bold and beautiful focal point, which then can be teamed up with a complementary paint or wallpaper for a harmonious yet striking scheme. We opted for a beautifully rich 'Inchyra Blue' from Farrow & Ball and the look was complete!

Q. Can you suggest one of your favourite tile pairing ideas? Pairing 'Mezzo Rondo' from the Odyssey range with the elegant 'Moselle' half tile from the Winchester collection is a stylish combination. The muted tones of our 'Moselle' glaze complements the delicate lace design of 'Mezzo Rondo' perfectly, bringing out the subtle green qualities whilst retaining its own rustic handmade look - this combination is a match made in Devon! This versatile half-tile can be installed in a variety of layouts too, as playing with angles and patterns is a brilliant way to add more interest and a new dimension to your home.

To discover more about Showroom Exclusive products, visit originalstyle.com

Project _____

Notes: _____

Project
Plans:

A large grid of graph paper, consisting of 20 columns and 30 rows of small squares. The grid is light blue and occupies the majority of the page, starting from the top right of the text area and extending to the bottom and right edges of the page.

Visit a showroom


Our showrooms are home to a wealth of tile inspiration. Designed to offer an inspiring experience, we welcome you to browse our gorgeous displays, our stand-out colour walls and plan your project with our expert teams over a cup of tea or coffee.

Bournemouth

520 Wallisdown Road, Bournemouth,
Dorset, BH11 8QE
01202 039765 | bournemouth@originalstyle.com

Bristol

Unit 9C Aldermoor Way, Longwell Green,
Bristol, BS30 7DA
01179 674673 | bristol@originalstyle.com



Cardiff

Unit 2, Dragon Retail Park, Newport Road,
Cardiff, CF23 9AD
02921 303767 | cardiff@originalstyle.com

Cheltenham

Unit 5, Haven Works, Tewkesbury Road,
Cheltenham, Gloucestershire, GL51 9AA
01242 370602 | cheltenham@originalstyle.com

Durham

Unit 4 St Andrews Park, Dragonville
Durham, DH1 2RH
01913 001581 | durham@originalstyle.com

Exeter *newly refurbished!*

1 Apple Lane, Exeter,
Devon, EX2 5GL
01392 446300 | exeter@originalstyle.com

Glasgow

Building A, Hillington Point, 72-74 Kelvin Avenue,
Hillington, Glasgow, G52 4LT
0141 428 4328 | glasgow@originalstyle.com

Plymouth

2-4 St Modwen Road, Marsh Mills,
Plymouth, PL6 8LH
01752 338399 | plymouth@originalstyle.com

Southampton

Millbrook Trading Estate, Third Avenue,
Southampton, Hampshire, SO15 0LE
02380 170152 | southampton@originalstyle.com





Mesola Chevron Ivory



ORIGINALSTYLE

Tiles to Inspire

The 'Original Style' logo is a registered trade mark of Original Style Ltd.
Original Style Limited is registered in England number 3018117.
Registered Office: Falcon Road, Sowton Industrial Estate, Exeter, Devon EX2 7LF, England

IM-0027675 09/23

© Copyright Original Style Ltd 2023